

Asian Society of Abdominal Radiology

**Educational Lecture Course 2016
in Jakarta**



October 8 (Sat) – 9 (Sun), 2016

Venue: SHERATON JAKARTA GANDARIA CITY HOTEL, Jakarta, Indonesia



It is a great pleasure to be able to have the ASAR Educational Lecture Course in Jakarta which is the first Educational Course organized by ASAR in addition to Asian Congress of Abdominal Radiology (ACAR). In 2015, we had a successful Educational Seminar within the 5th ACAR in Hamamatsu. ASAR Executive Councils decided to have an educational course every year separating from biennial ACAR after thoughtful discussion to meet the requests from many participants of ACAR in Hamamatsu. We will have honorable lecturers for almost 30 disease-oriented lectures. I take opportunity to thank the Indonesian Society of Abdominal Radiology (ISAR) who kindly accepted to have the most important role as Local Organizing Committee. We, ASAR Executive Council Members and Local Organizing Committee Members, will be delighted to have you in Jakarta, Indonesia to participate and share in the first Educational course of Abdominal Radiology. See you soon!!

Hiromu Mori, M.D.
President of ASAR (Asian Society of Abdominal Radiology)



It is a great honor and pleasure for us that we can hold the first Educational Lecture Course supported by the Asian Society of Abdominal Radiology in Jakarta, Indonesia, in October, 2016. The purpose of this course is to deliver the comprehensive educational lecture series covering all of the abdominal radiology for Asian young radiologists and also develop the friendship among them. Most lectures will be given in case-based format with question-and-answer style by well-known Asian radiologists. The course consists of more than 30 lectures of 30 minutes including special morning and luncheon seminars. We are sure you can overview all the field of abdominal radiology in two days as well as feel a passion to radiology from the lecturers. Let's join this course in Jakarta with us!

Manabu Minami, M.D.
Secretary of ASAR (Asian Society of Abdominal Radiology)



The first educational abdominal imaging congress will be held on October 8-9 in Jakarta collaboration with Asian Society of Abdominal Radiology (ASAR). As President of the Indonesian Society of Abdominal Radiology, I am very pleased to give you a warm invitation to this conference in Jakarta. The conference encompasses the full range of activities that constitute contemporary abdominal radiology including: all methods of diagnostic imaging, with emphasis on state-of-the-art utilization, performance and interpretation; new and innovative approaches to abdominal and pelvic pathology; major issues, and common problems in gastrointestinal and genitourinary radiology. I have the great pleasure to invite you to attend this event, where the imaging diagnosis of abdominal diseases will be discussed and debated by the experts of this field to improve the abdominal radiology in Indonesia.

I Wayan Murna Yonathan, M.D.
President of ISAR (Indonesian Society of Abdominal Radiology)



On behalf of the local Organising Committee, it is with great pleasure that we welcome you to Jakarta for first Educational Lecture Course in Abdominal Imaging with collaboration with Asian Society of Abdominal Radiology (ASAR) on October 2016. The collaboration with ASAR will guarantee a broad and generous exchange of experiences and knowledge between speakers and participants. The course offers an extremely well balanced and full programme, presented by an international faculty. They will address a wide variety of topics important to daily practice as well as the basics of and new advances in abdominal imaging. The committee is confident that the scientific programme will prove itself to be of great interest and benefit to participant. We look forward to welcoming a large number of participants from all over the world.

Sahat Matondang, M.D.
Local Organizing Committee (Indonesian Society of Abdominal Radiology)

Local Organizing Committee Indonesian Society of Abdominal Radiology

I Wayan Murna Yonathan, MD
Sahat Matondang, MD
Daniel Makes, MD
Patricia Widjaja, MD
Sri Inggriani, MD
Refni Muslim, MD
Hannagracia Sahelangi, MD
Budiawan Atmadja, MD
Mahendro Aji, MD
Pingkan Siregar, MD
Gupita Nareswari, MD

Asian Society of Abdominal Radiology Executive Council Members

-the President	Hiromu MORI (Japan)
-the Immediate Past President	Yi-Hong CHOU (Chinese Taipei)
-the President-elect	Seung Hyup KIM (Korea)
-the Vice President	Cheng ZHOU (China)
-the Secretary	Manabu MINAMI (Japan)
-the Treasurer	Myeong Jin KIM (Korea)
-the chairman of the Education Committee	Takamichi MURAKAMI (Japan)
-the chairman of the Membership Committee	Jeong Min LEE (Korea)
-the chairman of the By-Laws Committee	Bin SONG (China)
-the chairman of communication Committee	Jeong Yeon CHO (Korea)
-the next Congress President	Seung Hyup KIM (Korea)
-the councilor at large	Takehiko GOKAN (Japan)
-the councilor at large	Chang Hong LIANG (China)
-the councilor at large	Cher Heng TAN (Singapore)
-the councilor at large	Yi-You CHIOU (Chinese Taipei)

Lecture Schedule

			Lecturer	Moderator	Sponsorship
Sat	08:00-08:20	Ethics	Prijo Sidipratomo, M.D. (Indonesia)		
	08:20-08:30	(preparation)			
	08:30-08:45	Opening remarks	Hiromu Mori, M.D. (Japan), 2 persons from Indonesia		All
1	08:45-09:15	A. MR advancement	Jeong Min Lee, M.D. (Korea)	Hiromu Mori, M.D. (Japan)	GE
	09:15-09:45	01. bile duct & GB neoplasms	Myeong Jin Kim, M.D. (Korea)		
	09:45-10:15	02. biliary stones, infection, cystic lesions & congenital diseases	Zaiyi Liu, M.D. (China)		
	10:15-10:30	Break			
2	10:30-11:00	03. solid neoplasms of the pancreas	Kazuhiko Ueda, M.D. (Japan)	Myeong Jin Kim, M.D. (Korea)	PT MURTI INDAH
	11:00-11:30	04. cystic neoplasms of pancreas	Jeong Min Lee, M.D. (Korea)		
	11:30-12:00	05. pancreatitis & others of the pancreaticobiliary system	Bing Wu, M.D. (China)		
	12:00-12:10	Break			
3	12:10-12:40	B. MR contrast agent	Kazuhiko Ueda, M.D. (Japan)	Shenghong Ju, M.D. (China)	Bayer
	12:40-13:00	Prayer time/ Break			
	13:00-13:30	06. spleen	Yi-You Chiou, M.D. (Taiwan)		
	13:30-14:00	07. traumatic diseases of the abdomen	Gusti Ayu Indirawati, M.D. (Indonesia)		
	14:00-14:15	Break			
4	14:15-14:45	08. abdominal hernia	Zaiyi Liu, M.D. (China)	I Wayan Murna Yonathan, M.D. (Indonesia)	Fuji Film
	14:45-15:15	09. gastric neoplasms	Yi-You Chiou, M.D. (Taiwan)		
	15:15-15:45	10. vascular/ischemic disease of the bowel	Takeyuki Watadani, M.D. (Japan)		
	15:45-16:10	Prayer time/ Break			
5	16:10-16:40	11. inflammatory disease of the large bowel	Bing Wu, M.D. (China)	Sahat Matondang, M.D. (Indonesia)	Bayer
	16:40-17:10	12. rectum	Shunro Matsumoto, M.D. (Japan)		
	17:10-17:40	13. inflammatory diseases of the small bowel	Shenghong Ju, M.D. (China)		
	17:40-18:10	14. neoplastic diseases of the small bowel & mesentery	Ryo Takaji, M.D. (Japan)		
Sun	07:40-08:00	Patient safety	Prijo Sidipratomo, M.D. (Indonesia)		
	08:00-08:15	Break			
6	08:15-08:45	C. US advancement	Bao Quan Nguyen Phuoc, M.D. (Vietnam)	Hiromu Mori, M.D. (Japan)	Siemens
	08:45-09:15	15. testis, epididymis & scrotum	Hoang Minh Loi, M.D. (Vietnam)		Capital Medica
	09:15-09:45	16. gastritis/ulcer & other diseases of the stomach & duodenum	Cher Heng Tan, M.D. (Singapore)		
	09:45-10:15	17. adrenal gland	Shu-Huei Shen, M.D. (Taiwan)		
	10:15-10:30	Break			
7	10:30-11:00	18. ureter & bladder	Li-Jen Wang, M.D. (Taiwan)	Seung Hyup Kim, M.D. (Korea)	Siemens
	11:00-11:30	19. prostate, seminal vesicles and urethra	Li-Jen Wang, M.D. (Taiwan)		
	11:30-12:00	20. congenital diseases of the GU system (anomaly/sexual differentiation)	Rikiya Yamashita, M.D. (Japan)		
	12:00-12:10	Break			
8	12:10-12:40	D. CT advancement	Cher Heng Tan, M.D. (Singapore)	Seung Hyup Kim, M.D. (Korea)	PT MURTI INDAH
	12:40-13:00	Prayer time/ Break			
	13:00-13:30	21. benign lesions of the uterus & ovary	Sahat Matondang, M.D. (Indonesia)		
	13:30-14:00	22. malignant lesions of the uterus	Young Taik Oh, M.D. (Korea)		
	14:00-14:30	23. malignant lesions of the ovary	Young Taik Oh, M.D. (Korea)		
	14:30-14:45	Break			
9	14:45-15:15	24. origin of abdominal tumors	Manabu Minami, M.D. (Japan)	Shu-Huei Shen, M.D. (Taiwan)	Fuji Film
	15:15-15:35	25. quiz case: final diagnoses	Manabu Minami, M.D. (Japan)		
	15:35-16:05	26. systemic diseases of the abdomen	Rikiya Yamashita, M.D. (Japan)		
	16:05-16:20	Closing remarks	Hiromu Mori, M.D. (Japan)		All

The lectures highlighted in red are "Advanced" lectures.

Lecturers and Chairpersons (in presentation order)

Lecturers	Jeong Min Lee, M.D.	Department of Radiology, Seoul National University Hospital, Seoul, KOREA
	Myeong Jin Kim, M.D.	Yonsei University Severance Hospital, Seoul, KOREA
	Zaiyi Liu, M.D.	Department of Radiology, Guangdong General Hospital, Guangdong Academy of Medical Sciences, Guangzhou, CHINA
	Kazuhiko Ueda, M.D.	Hepatobiliary and Pancreatic Imaging Department of Diagnostic Radiology, The Cancer Institute Hospital of Japanese Foundation for Cancer Research Tokyo, JAPAN
	Bing Wu, M.D.	West CHINA Hospital, Sichuan University, CHINA
	Yi-You Chiou, M.D.	Department of Radiology, Taipei Veterans General Hospital, Taipei, TAIWAN
	Gusti Ayu Indirawati, M.D.	Dr.Soetomo General Hospital, INDONESIA
	Takeyuki Watadani, M.D.	Department of Radiology, The University of Tokyo Hospital, JAPAN
	Shunro Matsumoto, M.D.	Department of Radiology, Oita University Faculty of Medicine, Oita, JAPAN
	Shenghong Ju, M.D.	Department of Radiology, Zhongda Hospital, Southeast University, CHINA
	Ryo Takaji, M.D.	Department of Radiology, Oita University Faculty of Medicine, Oita, JAPAN
	Bao Quan Nguyen Phuoc, M.D.	Department of Radiology, Hue University of Medicine and Pharmacy, VIETNAM
	Hoang Minh Loi, M.D.	Hue University of Medicine and Pharmacy, VIETNAM
	Cher Heng Tan, M.D.	Department of General Surgery, Tan Tock Seng Hospital, SINGAPORE
	Shu-Huei Shen, M.D.	National Yang Ming school of Medicine, TAIWAN
	Li-Jen Wang, M.D.	Department of Medical Imaging and Intervention, Linkou Chang Gung Memorial Hospital, Chang Gung University, Taipei, TAIWAN
	Rikiya Yamashita, M.D.	Kyoto University Graduate School of Medicine, Kyoto, JAPAN
	Sahat Matondang, M.D.	Division of Abdominal Imaging and Interventional, Cipto Mangunkusumo Hospital, University of Indonesia, INDONESIA
	Young Taik Oh, M.D.	Department of Radiology, Severance Hospital, Yonsei University College of Medicine, Seoul, KOREA
	Manabu Minami, M.D.	Department of Radiology, University of Tsukuba Hospital, Ibaraki, JAPAN
Chairpersons	Hiromu Mori, M.D.	Professor and Chairperson Department of Radiology, Oita University Faculty of Medicine, Oita, JAPAN
	I Wayan Murna Yonathan, M.D.	Department of Radiology, University of Indonesia, INDONESIA
	Seung Hyup Kim, M.D.	Department of Radiology, Seoul National University Hospital, Seoul, KOREA
Special Lecturer	Prijo Sidipratomo, M.D.	Department of Radiology, University of Indonesia, INDONESIA

**Educational Lecture Course in Jakarta Program
Saturday, October 8, 2016**

08:00 - 08:20 **Ethics**
Lecturer Prijo Sidipratomo, M.D. (Indonesia)

08:30 - 08:45 **Opening remarks**
Hiromu Mori, M.D. (Japan), I Wayan Murna Yonathan, M.D. (Indonesia)

Section 1: **Moderator** **Hiromu Mori, M.D. (Japan)**

Sponsored by GE Medical System

08:45 - 09:15 **A. MR advancement / Breakfast Seminar**
Lecturer Jeong Min Lee, M.D. (Korea)

09:15 - 09:45 **01. bile duct & GB neoplasms**
Lecturer Myeong Jin Kim, M.D. (Korea)

09:45 - 10:15 **02. biliary stones, infection, cystic lesions & congenital diseases**
Lecturer Zaiyi Liu, M.D. (China)

Section 2: **Moderator** **Myeong Jin Kim, M.D. (Korea)**

Sponsored by PT MURTI INDAH SENTOSA

10:30 - 11:00 **03. solid neoplasms of the pancreas**
Lecturer Kazuhiko Ueda, M.D. (Japan)

11:00 - 11:30 **04. cystic neoplasms of pancreas**
Lecturer Jeong Min Lee, M.D. (Korea)

11:30 - 12:00 **05. pancreatitis & others of the pancreaticobiliary system**
Lecturer Bing Wu, M.D. (China)

Section 3: **Moderator** **Shenghong Ju, M.D. (China)**

Sponsored by Bayer Healthcare Co.,Ltd.

12:10 - 12:40 **B. MR contrast agent / Luncheon Symposium**
Lecturer Kazuhiko Ueda, M.D. (Japan)

13:00 - 13:30 **06. spleen**
Lecturer Yi - You Chiou, M.D. (Taiwan)

13:30 - 14:00 **07. traumatic diseases of the abdomen**
Lecturer Gusti Ayu Indirawati, M.D. (Indonesia)

Section 4: **Moderator** **I Wayan Murna Yonathan, M.D. (Indonesia)**

Sponsored by Fuji Film

14:15 - 14:45 **08. abdominal hernia**
Lecturer Zaiyi Liu, M.D. (China)

14:45 - 15:15 **09. gastric neoplasms**
Lecturer Yi - You Chiou, M.D. (Taiwan)

15:15 - 15:45 **10. vascular/ischemic diseases of the bowel**
Lecturer Takeyuki Watadani, M.D. (Japan)

Section 5: **Moderator** **Sahat Matondang, M.D. (Indonesia)**

Sponsored by Bayer Healthcare Co.,Ltd.

16:10 - 16:40 **11. inflammatory diseases of the large bowel**
Lecturer Bing Wu, M.D. (China)

16:40 - 17:10 **12. rectum**
Lecturer Shunro Matsumoto, M.D. (Japan)

17:10 - 17:40 **13. inflammatory diseases of the small bowel**
Lecturer Shenghong Ju, M.D. (China)

17:40 - 18:10 **14. neoplastic diseases of the small bowel & mesentery**
Lecturer Ryo Takaji, M.D. (Japan)

**Educational Lecture Course in Jakarta Program
Sunday, October 9, 2016**

07:40 - 08:00 **Patient safety**
Lecturer Prijo Sidipratomo, M.D. (Indonesia)

Section 6: **Moderator Hiromu Mori, M.D. (Japan)**
Sponsored by Siemens Healthineers

08:15 - 08:45 **C. US advancement / Breakfast Seminar**
Lecturer Bao Quan Nguyen Phuoc, M.D. (Vietnam)

Moderator Hiromu Mori, M.D. (Japan)
Sponsored by Capital Medica

08:45 - 09:15 **15. testis, epididymis & scrotum**
Lecturer Hoang Minh Loi, M.D. (Vietnam)

09:15 - 09:45 **16. gastritis/ulcer & other diseases of the stomach & duodenum**
Lecturer Cher Heng Tan, M.D. (Singapore)

09:45 - 10:15 **17. adrenal gland**
Lecturer Shu - Huei Shen, M.D. (Taiwan)

Section 7: **Moderator Seung Hyup Kim, M.D. (Korea)**
Sponsored by Siemens Healthineers

10:30 - 11:00 **18. ureter & bladder**
Lecturer Li - Jen Wang, M.D. (Taiwan)

11:00 - 11:30 **19. prostate, seminal vesicles and urethra**
Lecturer Li - Jen Wang, M.D. (Taiwan)

11:30 - 12:00 **20. congenital diseases of the GU system
(anomaly/sexual differentiation)**
Lecturer Rikiya Yamashita, M.D. (Japan)

Section 8: Moderator Seung Hyup Kim, M.D. (Korea)

Sponsored by PT MURTI INDAH SENTOSA

12:10 - 12:40 D. CT advancement / Luncheon Symposium

Lecturer Cher Heng Tan, M.D. (Singapore)

13:00 - 13:30 21. benign lesions of the uterus & ovary

Lecturer Sahat Matondang, M.D. (Indonesia)

13:30 - 14:00 22. malignant lesions of the uterus

Lecturer Young Taik Oh, M.D. (Korea)

14:00 - 14:30 23. malignant lesions of the ovary

Lecturer Young Taik Oh, M.D. (Korea)

Section 9: Moderator Shu - Huei Shen, M.D. (Taiwan)

Sponsored by Fuji Film

14:45 - 15:15 24. origin of abdominal tumors

Lecturer Manabu Minami, M.D. (Japan)

15:15 - 15:35 25. quiz case: final diagnoses

Lecturer Manabu Minami, M.D. (Japan)


15:35 - 16:05 26. systemic diseases of the abdomen

Lecturer Rikiya Yamashita, M.D. (Japan)

16:05 - 16:20 Closing remarks & Winner presentation

Hiromu Mori, M.D. (Japan)

Educational Lecture Course 2016 in Jakarta



SPONSORS

Bayer Healthcare Co.,Ltd.

PT FUJIFILM INDONESIA

Capital Medica Co.,Ltd

PT MURTI INDAH SENTOSA

GE Healthcare

SIEMENS Healthineers

Nemoto Kyorindo Co.,Ltd.

PT KURNIA ABADI SELARAS

Tawada Healthcare

PT. BERCA NIAGA MEDIKA

ALPINION Medical Systems

PSP Corporation & USGH



Clear Direction.

From Diagnosis to Care.

Every day it's your expertise that provides clear direction on a patient's clinical journey. Putting an end to uncertainty. We recognize the difference you make. That's why we're committed to supporting you in your crucial task. Every single day.

More information on radiology.bayer.com

F U J I F I L M D I A G N O S T I C S O L U T I O N



From Analog to Digital



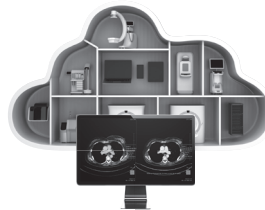
FUJIFILM strongly support the Digestive Image Diagnosis with powerful and sophisticated image recognition technology

DIAGNOSTIC SOLUTION LINEUP

FOR PRIMA II FOR CAPSULA XLII



Computed Radiography



SYNAPSE[®] PACS



SYNAPSE[®] 3D Advanced Visualization

Realize what it should be.



Capital Medica

Global Challenge

“ We strive to realize the ideal medical environment
in the ever growing Asian market ”

**Export of Japanese hospital management and
operation system including imaging center**

**Export of expertise on Japanese nursing care and
elderly care management and operation**

**Coordination Services for medical travelers to
Japan**

DIC Diagnostic
Imaging
Center



Capital Medica Co., Ltd.

Add. 1-2-3, Toranomon, Minato-ku, Tokyo 105-0001, Japan

URL <http://capimedi.com/>



MURTI INDAH SENTOSA

SUPPLIER OF MEDICAL - HOSPITAL & DENTAL EQUIPMENT

P.T Murti Indah Sentosa is a privately owned distributor of technologically-advanced medical equipments. We have provided quality medical equipments to businesses all across Indonesia; from rural areas through to local hospitals, imaging centers, community health services, clinics, medical practitioners and other healthcare businesses for over 30 years.

Through the partnerships with the world's leading companies such as Toshiba Medical, Nihon Kohden, Varian, Enraf-Nonius, Konica Minolta, VISUS and many other well-known companies, we are able to provide integrated solutions which cover across many medical specialties and deliver innovative products and services to improve the quality of life to the people in Indonesia.

P.T. Murti Indah Sentosa's head office is located in Jakarta, the capital city of Indonesia. Since 1982, P.T. Murti Indah Sentosa has opened six representative branch offices which are conveniently located in Indonesia's important cities which include: Medan, Bandung, Semarang, Surabaya, Bali and Makassar. P.T Murti Indah Sentosa is a privately owned distributor of technologically-advanced medical equipments. We have provided quality medical equipments to businesses all across Indonesia; from rural areas through to local hospitals, imaging centers, community health services, clinics, medical practitioners and other healthcare businesses for over 30 years.

Our Vision

To improve the quality of life for people in Indonesia through supply of advanced and innovative medical technology solutions.

Our Mission

To be the leading Indonesian healthcare company by providing integrated healthcare technology solutions to institutions with long-term, customer-focused partnerships, value added propositions and excellent service

HEADQUARTER

WISTA MURTI

Jl. Sultan Iskandar Muda Kav.29 Kebayoran Lama – Jakarta 12240

Phone: (62-21) 7238312 – 7238313

Fax: (62-21) 7262229

General & Sales Inquiry: mist.jkt@murtiindahsentosa.com

Marketing Communication Inquiry: marketing@murtiindahsentosa.com

Technical Inquiry: mist.tec@murtiindahsentosa.com



YOUR ONE
ACT
CAN BE THE
CHANGE

Provide on-time diagnosis in the crucial first hours with the new Revolution ACTs*

- Clarity panel detector for enhance image quality
- Latest technology platform ofr clinical excellence
- Lower patient does by up to 40%
- Up to 18% lower lifecycle cost



GE Healthcare

www.gehealthcare.com.sg



siemens.com/touch

Feel the Innovation

ACUSON S Family Ultrasound Systems,
HELX Evolution with Touch Control

Meet the new ACUSON S Family™ of ultrasound systems, HELX™ Evolution with Touch Control, designed with a dedicated focus on the user experience. These new ultrasound image processing systems are working to create new levels of workflow efficiency, imaging performance, and sustainability.

ACUSON S3000™ Ultrasound System

Extraordinary Technology
for General Imaging and
Interventional Radiology



ACUSON S2000™ Ultrasound System

Expanded Insights
for General Imaging and
Women's Health



ACUSON S1000™ Ultrasound System

Exceptional Value
for Shared Service and
Vascular Imaging



Improved Workflow Efficiency



HELX Evolution with Touch Control systems are designed with the sonographer in mind. Powered by intuitive, user-focused technologies, they promote streamlined processes for improved exam quality with less effort.

Maximized Imaging Performance



Utilizing latest ultrasound imaging technologies and diagnostic tools that expand your clinical capabilities, HELX™ Evolution with Touch Control delivers sharp, clear images so that you can make the first diagnosis the right one.

Enhanced Sustainability



From usability to technical compliance standards, Siemens has worked to ensure that the system you invest in today will be up-to-date and ready to integrate the most advanced technologies for years to come. This allows you to manage your costs without compromising your quality of care.



*Welcome to an intelligent
contrast delivery system*

Dual Shot alpha7

Features:

- *Anatomical Interface*
- *Body Weight Protocol*
- *NCOM Scanner Interface*
- *Color Coded for Simplicity*

Nemoto



PT KURNIA ABADI SELARAS

Mutiara Taman Palem A2/23-25,

Jakarta 11730

Phone: 62-21-5435 0089

Fax: 62-21-5435 0081

E-Mail: customer-support@kurniaabadiselaras.com



Tawada Healthcare (THC) was founded in 1999 with the goal of becoming the most integrated, reliable, and customer-driven healthcare provider in Indonesia. Through the years, we have added various different brands and products to our portfolio in order to serve even more customer base. We are focused on providing the best customer experience and to offer products of the best quality to our Indonesian customers.

Today, Tawada Healthcare is one of the largest and most comprehensive distributor not only in Healthcare, Medical Devices, and Medical Consumables products but also in Life Science and Food Safety products in Indonesia.

Tawada Healthcare currently represents 20 major International principals and possesses the network to market our products through the entire nation, covering major provinces and cities. We currently have 13 branches including our headquarter in Jakarta, and we plan to keep on increasing in order to increase our network and coverage, and also to obtain more market share and better coverage.

VISION

To be the most integrated and reliable healthcare provider in Indonesia

MISSION

To serve all our customers and persons that needed our service with Care.

Website: www.tawadahealthcare.com/



PT. BERCA NIAGA MEDIKA

In the last three decades, BERCA has won an enviable reputation for great loyalty to its principals, strong commitment to succeed and provided excellent services to its customers.

BERCA employs highly talented professionals with strong technical and commercial background for its service team who are fully dedicated to the needs of our clients. BERCA vision is being a good corporate citizen and must become an important national asset.

BERCA mission its to become the preferred total solution supplier in Indonesia with reputation of excellent through :Knowledge of customer needs and anticipation of changes in customer needs. Knowledge of state of the art in technology changes. Excellence in service and application knowledge. High level of quality, technology and reliability products.

PT. BercaNiagaMedika (BNM) is one of the youngest Berca's group company.

BNM has been servicing our customers in wide range of Indonesia's industries. In determined to give the best service to our customers, this since November 2001, BNM had been awarded the certification of ISO 9001:2008.

HEAD OFFICE :

::: Jakarta :::

Berca Building, 3rd Floor•Jalan Abdul Muis No. 62, Jakarta – 10160 • Phone : 62-21-351 8826, 344 1717•Fax : 62-31-351 8832•SMS Care : +62 855 100 6780

Email : bnm@bercaniaga.co.id • www.bercaniaga.co.id




GreenMedica

PT. GREEN MEDICA

Gd. MT Haryono Square Lt.3 No.OF03/01-02
Jl. Otto Iskandardinata No.390
Bidara Cina - Jatinegara
Jakarta Timur

ALPION
MEDICAL SYSTEMS



ECLUBE Value Innovative Ultrasound

PSP Corporation



PSP Corporation & Usada Selaras Gemilang Healthcare (USGH)

URL <http://www.psp.jpn.com>

Product PACS & DICOM Viewer

PSP is a developer of medical systems. Since our company was founded in 1989, we have provided a variety of systems, which help radiologists and technicians for examination, diagnosis, and treatment.

We have 29 years experience in medical imaging market. We specialize in wide range of systems for a radiology department such as PACS, Radiology Report, Radiology Information System that follow international standard. Now our system is being used in more than 900 institutes all over Japan including 11 University Hospital in Japan. Our capacity for technological developments to respond to every detailed needs of Japanese radiologists, as well as the high quality of our products, are the reasons being selected and highly evaluated by our users. We believe routines should be simple and speedy, especially if you need to repeat it time and time again every day. Hence we design our systems to be user-friendly and easy-to-use. In Indonesia, PSP Corporation working together with PT Usada Selaras Gemilang or known as USGH (Usaha Selaras Gemilang Healthcare) to Distribute, Sales & Marketing, Service all PSP product in Indonesia. This partnership will ensure that Indonesian customer will get the same product and solution from PSP Corporation including standard of service like what PSP has in Japan. Please visit our booth (No 10) to get more information about our product including schedule for Demo and POC.

Asian Society of Abdominal Radiology
Educational Lecture Course 2016
in Jakarta

